

The Colour Wool Sort!

What you need:

- 1) Cotton / Yarn / Paper balls
- 2) Three bowls or small boxes
- 3) Blue, pink, and yellow markers or food coloring (to lightly dye the cotton balls),
OR small pieces of colored paper/yarn.

Instructions:

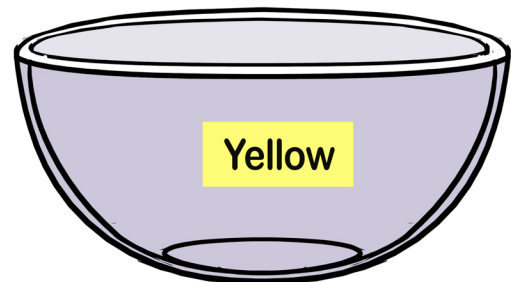
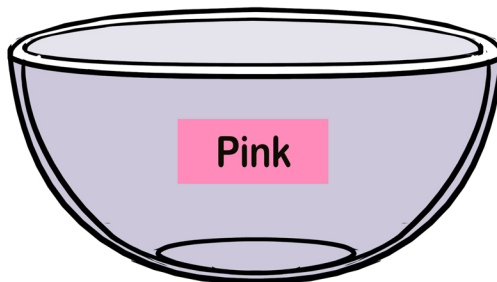
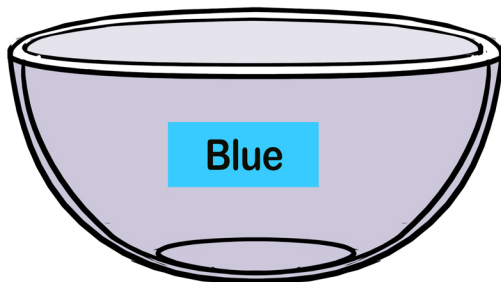

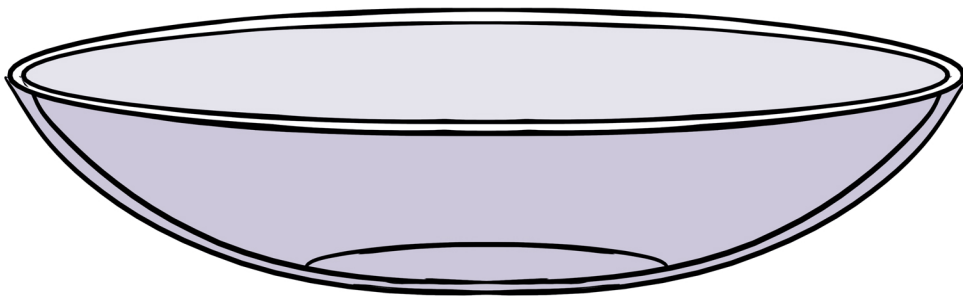
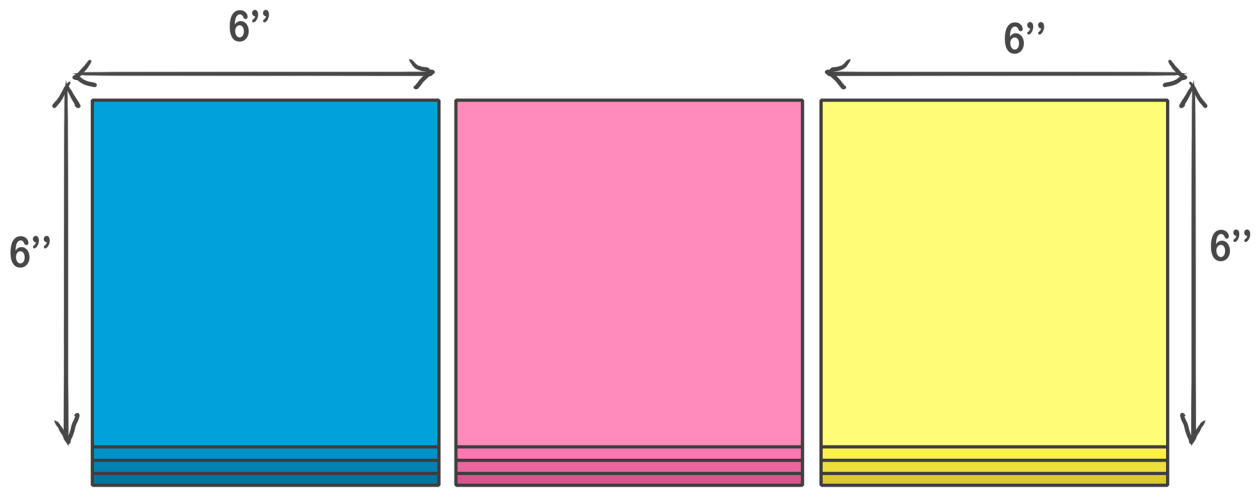
- 1) Color a handful of cotton balls (or gather colored yarn) to represent the blue, pink, and yellow wool from the video.
- 2) Label the three bowls with the colors: Blue, Pink, and Yellow.
- 3) Pretend the bowls are the "Wool Factory." Have your child use a toy car to drive the mixed-up "wool" to the factory and sort them into the correct colored bowls.
- 4) Sing the corresponding verse of the song for each color they sort!



(Parental Guidance)

This activity is designed to help develop fine motor skills and hand-eye coordination. Please ensure children use age-appropriate safety scissors and are supervised at all times during the cutting process.

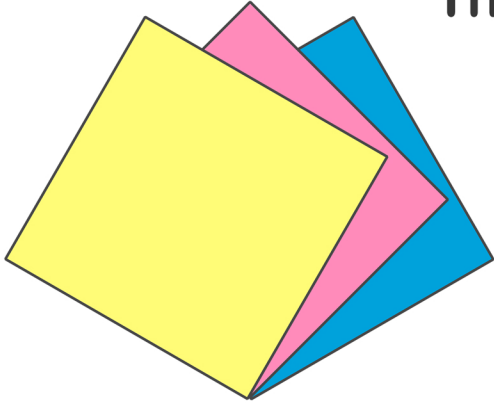
The Colour Wool Sort!



(Parental Guidance)

This activity is designed to help develop fine motor skills and hand-eye coordination. Please ensure children use age-appropriate safety scissors and are supervised at all times during the cutting process.

The Colour Wool Sort!



Coloured Paper

or






Cotton Balls

or



Coloured Yarn



(Parental Guidance)

This activity is designed to help develop fine motor skills and hand-eye coordination. Please ensure children use age-appropriate safety scissors and are supervised at all times during the cutting process.